

ALCATEL

home & business phones

Temporis IP370 QUICK START GUIDE



Registration

If Alcatel IP70H headset is not paired to Temporis IP300, please follow the registration process

Registration :

From Temporis IP300

1. Press **MENU > 3.User Settings > 5. DECT headset**.
2. Select **1.Register**.

From Alcatel IP70H headset

1. Remove headset from charger.
2. Replace headset on charger.


Language setting

On Temporis IP300



1. Press **MENU > 3.User Settings > 1. Preferences > 1. Language**.
2. Select the language of your choice and validate.

Making a call

From Temporis IP300

- **Pre-dialling** : enter the phone number and pick up the handset.
- **Direct dialling** : lift the handset and enter the phone number.
- **Handsfree** : enter phone number and press  or vice versa.

From Alcatel IP70H headset



- Enter phone number on Temporis IP300 and press  on the headset or headset key  on Temporis IP300.

If you had lifted the handset before dialing, once in line, you can replace the handset at any time.

Note: if you have more than one active sip account, select it before dialing.

Accepting a call

From Temporis IP300

- **With the handset** : pick up the handset.
- **With a headset** : press  . Call will be answered on IP70H.
- **With the handsfree** : press  .

From Alcatel IP70H

- press  on the headset to answer a call.

Note: to answer a waiting call long press the headset MUTE key.

Changing audio device in a call

From Temporis IP300 to headset

- Press phone key  or headset key  to transfer the call to the headset

From Alcatel IP70H headset to Temporis IP300

- Lift the handset or press  to switch the call to the phone.

IMPORTANT:

For any other operation please refer to each terminal user guide

Environment



This symbol means that your inoperative electronic appliance must be collected separately and not mixed with the household waste. The European Union has implemented a specific collection and recycling system for which producers' are responsible.

This appliance has been designed and manufactured with high quality materials and components that can be recycled and reused.

Electrical and electronic appliances are liable to contain parts that are necessary in order for the system to work properly but which can become a health and environmental hazard if they are not handled or disposed of in the proper way. Consequently, please do not throw out your inoperative appliance with the household waste. If you are the owner of the appliance, you must deposit it at the appropriate local collection point or leave it with the vendor when buying a new appliance.

(a)- If you are a professional user, please follow your supplier's instructions.

(b)- If the appliance is rented to you or left in your care, please contact your service provider.

Please help us protect the environment in which we live!

Notice of copyright and trademarks

Copyright © 2015 ATLINKS. All rights reserved. ATLINKS reserves the right to change the technical specifications of its products without prior notice, so as to make technical improvements or respect new regulations.

Alcatel and Temporis are registered trademarks. Alcatel logo and Alcatel name are trademarks of Alcatel-Lucent and used under license by ATLINKS.



Model : IP370
A/W No.: 10001249 Rev.0 (EN)
Printed in PRC
NOTICE_IP370_EN